

PROJECTED CHANGES: MURRAY MURRUMBIDGEE



Hot days are **increasing**



Cold nights are **decreasing**

NEAR FUTURE 2020-2039



Maximum temperatures increase

↑ 0.4 – 1.0°C

Minimum temperatures increase

↑ 0.4 – 0.8°C

FAR FUTURE 2060-2079



Maximum temperatures increase

↑ 1.6 – 2.5°C

Minimum temperatures increase

↑ 1.3 – 2.4°C



↑ Rainfall to **increase**
in **summer & autumn**

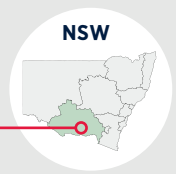
↓ Rainfall to **decrease**
in **spring**




↑ Average & severe fire weather
is projected to **increase** in
summer & spring

NSW

MURRAY
MURRUMBIDGEE



REGIONAL IMPACTS



MEAT AND LIVESTOCK

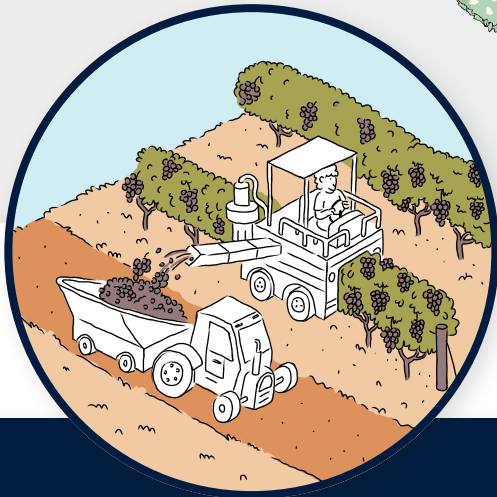
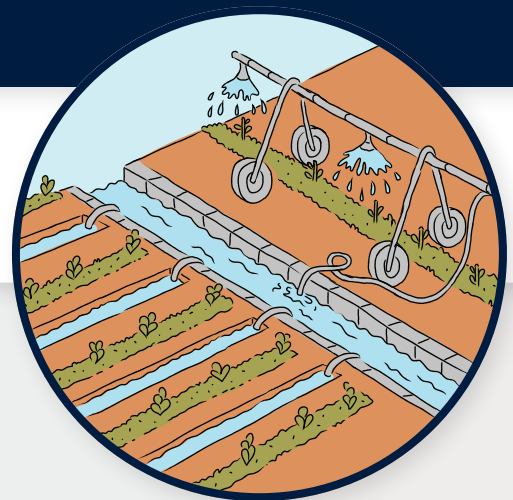
DROUGHT

Productivity,
health & wellbeing

IRRIGATED HORTICULTURE

DROUGHT

Productivity,
health & wellbeing



EXTREME HEAT

Productivity,
irrigation

VITICULTURE

EXTREME HEAT, DROUGHT, SEASONAL CHANGE

Biodiversity,
productivity, tourism

RIVERINE ECOSYSTEMS

